

SAUNA & INFRARED

EXCLUSIVE WELLNESS ENJOYMENT

CLEOPATRA
world of wellness

www.cleopatra.nl



Copyright © 2023 Cleopatra BV

Cleopatra B.V.
Oostzijde 295
1508 EN Zaandam
Netherlands

www.cleopatra.nl
www.cleopatra-wellness.com

SAUNA & INFRARED

TABLE OF CONTENTS

Sauna concept Traditional	5	Infrared concept	63
Finnish sauna	6		
Sauna configurator	7		
Sauna models		Infrared cabins	
Tanami line	10	Model 100	64
Club line	14	Model 200	66
Serano line	18	Model 140 C	68
Tanami Exclusive line	22	Bespoke	70
Mimos line	26	Infrared radiation	
Nicosina line	30	Infrared heaters	72
Kelo line	34	Advantages and operation of infrared	73
Savannah line	36	IR-A, IR-B and IR-C radiation	74
Pro line	38		
Options & Accessories		Infrared specifications	76
Sauna Deluxe Controller	40	Professional infrared applications	78
Revival sessions Löyly	42		
Saunsation®	44		
Infrared heaters	46		
Colour therapy	48		
Sauna accessories Sauna	50		
fragrance	52		
Hinges & floor clamp	54		
Handles	55		
Technical information			
Installation checklist	57		
Size of saunas	58		



SAUNA CONCEPT

At Cleopatra, you will find the sauna that suits your needs. We can promise this because we offer a very wide and special range of saunas for private and professional use. Saunas with different designs and wood types, custom-made saunas that are made entirely according to your wishes in our own factory.

The basic principles of building a Cleopatra sauna have been the same for years: a good dedication of craftsmanship, using the best materials and production methods. We believe in the beauty of the natural material and our craftsmen. If you really want to experience this bespoke service, make an appointment in our showroom.

Whether it is a home sauna or a sauna in the professional environment, we will work with you to realise the sauna of your dreams.

TRADITIONAL FINNISH SAUNA

A traditional Finnish sauna is originally meant to heat the body at a temperature between 80 - 110 °C, thus making the sauna-goer sweat. The designation sauna in Finnish means 'bathhouse' one thus actually takes a sauna bath. Sweating cleanses the body and mind, making it perceived as relaxing. Besides warming up the body, it is at least as important to bring the body temperature back to normal. Hence, taking a cold shower or cooling off in ice water is important.

Sweating cools the skin; the 'sweat' fluid is withdrawn from the blood, lowering blood pressure.

Positive effects:

- Training of the respiratory system and mucous membranes.
- Training of blood vessels. Beneficial effect on blood pressure.
- Beneficial effect on metabolic mechanism.
- Metabolic waste and lactic acids are withdrawn from the body.
- Overall resistance due to habituation hot versus cold.
- Better blood flow to the skin.
- Relaxation on the muscles.



In case of physical complaints, always consult your doctor before using a sauna or any of our other wellness products.



SAUNA CONFIGURATOR

You don't just buy a sauna; you order it customised according to your needs and requirements. Each sauna is uniquely custom-made with your chosen options in our own factory. Naturally with the greatest care and craftsmanship.

With our online configurator, you can easily put together your sauna and make endless changes. We advise you to drop by our showroom and discuss your design.



Club line - Aspen



Configurator



Unique and customised
Visit our configurator and discover the
possibilities: www.cleopatra.nl



SAUNA TANAMI LINE



FEATURES

- Wall heater
- Corner lighting white light
- Controls on the stove
- Choice of 6 different wall finishes
- Choice of 3 different colours of sofa finish



OPTIONAL

- Freestanding round stove
- Finishing wall at the front of the sauna
- Glass colour transparent, bronze or grey smoked glass
- Hinges, floor clamp in chrome, stainless steel or matt black (p. 54)
- Handles (p. 55)
- Infrared radiators (p. 46)
- External sauna Deluxe controller (p. 40)

OPTIONAL WITH SAUNA DELUXE

- Saunsation® - combi heater with climate zones (p. 44)
- Bluetooth music incl. speaker
- Colour therapy (p.48)

ACCESSORIES & FRAGRANCES


- Sauna accessories (p. 50)
- Sauna fragrances (p. 52)



Tanami line - Aspen - Black wash



Tanami line - Aspen - Grey wash



Tanami line - Aspen HT dark - White wash



Tanami line - Aspen HT dark



Tanami line - Aspen HT

SAUNA COLOURS

WALLS



Aspen




Aspen HT



Aspen HT dark



White wash



Grey wash



Black wash

BENCHES



Aspen



Aspen HT



Aspen HT dark



SAUNA CLUB LINE

FEATURES

- Wall heater
- LED white lighting under the bench and backrest
- Controls on the stove
- Choice of 6 different wall finishes
- Choice of 3 different colours of sofa finish



OPTIONAL

- Freestanding round stove
- Finishing wall at the front of the sauna
- Glass colour transparent, bronze or grey smoked glass
- Hinges, floor clamp in chrome, stainless steel or matt black (p. 54)
- Handle (p. 55)
- Infrared radiators (p. 46)
- External sauna Deluxe controller (p. 40)

OPTIONAL WITH SAUNA DELUXE

- Saunsation® combi heater with climate zones (p. 44)
- Bluetooth music incl. speaker
- Colour therapy (p.48)

ACCESSORIES & FRAGRANCES

- Sauna accessories (p. 50)
- Sauna fragrances (p. 52)



Club line - Aspen HT - Black wash



Club line - Aspen HT - White Wash



Club line - Aspen - Grey wash



Club line - Aspen HT - White wash



Club line - Aspen

SAUNA COLOURS

WALLS



Aspen




Aspen HT



Aspen HT dark



White wash



Grey wash




Black wash


BENCHES



Aspen



Aspen HT



Aspen HT dark



SAUNA SERANO LINE



FEATURES

- Wall heater
- LED white lighting under the bench and backrest
- Controls on the stove
- Choice of 4 different wall finishes
- Choice of 3 different colours of sofa finish



OPTIONAL

- Freestanding round stove
- Finishing wall at the front of the sauna
- Glass colour transparent, bronze or grey smoked glass
- Hinges, floor clamp in chrome, stainless steel or matt black (p. 54)
- Handle (p. 55)
- Infrared radiators (p. 46)
- External sauna Deluxe controller (p. 40)

OPTIONAL WITH SAUNA DELUXE

- Saunsation® - combi heater with climate zones (p. 44)
- Bluetooth music incl. speaker
- Colour therapy (p.48)

ACCESSORIES & FRAGRANCES

- Sauna accessories (p. 50)
- Sauna fragrances (p. 52)



Serano line - Grey - White wash



Serano line - White - Black wash



Serano line - White - Sand



Serano line - Blanco - Grey wash



Serano line - White - Black wash

SAUNA COLOURS

WALLS



White wash



Grey wash



Black wash



Sand wash


BENCHES



White wash



Blanco



Grey wash



SAUNA TANAMI EXCLUSIVE LINE



FEATURES

- Wall heater
- Corner lighting white light
- Controls on the stove
- Choice of 6 different wall finishes
- Choice of 3 different colours of sofa finish

OPTIONAL

- Freestanding round stove
- Finishing wall at the front of the sauna
- Glass colour transparent, bronze or grey smoked glass
- Hinges, floor clamp in chrome, stainless steel or matt black (p. 54)
- Handle (p. 55)
- Infrared radiators (p. 46)
- External sauna Deluxe controller (p. 40)

OPTIONAL WITH SAUNA DELUXE

- Saunsation® - combi heater with climate zones (p. 44)
- Bluetooth music incl. speaker
- Colour therapy (p.48)

ACCESSORIES & FRAGRANCES

- Sauna accessories (p. 50)
- Sauna fragrances (p. 52)



Tanami Exclusive line - Aspen - Balu



Tanami Exclusive line - Aspen - Wenge



Tanami Exclusive line - Aspen HT dark - Wenge



Tanami Exclusive line - Aspen HT dark - Oak



Tanami Exclusive line - Aspen - Caroline pine

SAUNA COLOURS

WALLS



Balu



Oak




Caroline Pine



Wenge



Palisander santos



Solid Old


BENCHES



Aspen



Aspen HT



Aspen HT dark



SAUNA MIMOS LINE



FEATURES

- Wall heater
- Lighting under the sofa
- Controls on the stove
- Choice of 6 different wall finishes
- Choice of 3 different colours of sofa finish



OPTIONAL

- Freestanding round stove
- Finishing wall at the front of the sauna
- Glass colour transparent, bronze or grey smoked glass
- Hinges, floor clamp in chrome, stainless steel or matt black (p. 54)
- Handle (p. 55)
- Infrared radiators (p. 46)
- External sauna Deluxe controller (p. 40)

OPTIONAL WITH SAUNA DELUXE

- Saunsation® - combi heater with climate zones (p. 44)
- Bluetooth music incl. speaker
- Colour therapy (p.48)

ACCESSORIES & FRAGRANCES

- Sauna accessories (p. 50)
- Sauna fragrances (p. 52)





Mimos line - Aspen - Wenge



Mimos Aspen HT - Solid Old



Mimos Aspen HT - Oak



Mimos Aspen HT - Solid Old - Stone



Mimos Aspen - Solid Old - Stone

Mimos Aspen dark - Solid Old - Stone

SAUNA COLOURS

WALLS



Balu



Oak



Caroline Pine



Wenge



Palisander santos



Solid Old

BENCHES



Aspen



Aspen HT



Aspen HT dark



SAUNA NICOSINA LINE

FEATURES

- Wall heater
- LED indirect lighting
- Controls on the stove
- Back wall made of imitation stone
- Choice of 6 different wall finishes
- Choice of 3 different colours of sofa finish

OPTIONAL

- Freestanding round stove
- Finishing wall at the front of the sauna
- Glass colour transparent, bronze or grey smoked glass
- Hinges, floor clamp in chrome, stainless steel or matt black (p. 54)
- Handle (p. 55)
- Infrared radiators (p. 46)
- External sauna Deluxe controller (p. 40)

OPTIONAL WITH SAUNA DELUXE

- Saunsation® - combi heater with climate zones (p. 44)
- Bluetooth music incl. speaker
- Colour therapy (p.48)

ACCESSORIES & FRAGRANCES

- Sauna accessories (p. 50)
- Sauna fragrances (p. 52)



Nicosina Aspen - Wenge - Stone




SAUNA COLOURS

WALLS



Balu



Oak




Caroline Pine



Wenge



Palisander santos




Solid Old


BENCHES




Aspen



Aspen HT



Aspen HT dark





SAUNA KELO LINE

FEATURES

- Wall heater
- LED indirect lighting
- Controls on the stove
- Back wall made of imitation stone



OPTIONAL

- Freestanding round stove
- Finishing wall at the front of the sauna
- Glass colour transparent, bronze or grey smoked glass
- Hinges, floor clamp in chrome, stainless steel or matt black (p. 54)
- Handle (p. 55)
- External sauna Deluxe controller (p. 40)

OPTIONAL WITH SAUNA DELUXE

- Saunsation® - combi heater with climate zones (p. 44)
- Bluetooth music incl. speaker
- Colour therapy (p.48)

ACCESSORIES & FRAGRANCES

- Sauna accessories (p. 50)
- Sauna fragrances (p. 52)

Kelo saunas are custom-made and are special thanks to the unique look of the wood. Both the benches, ceiling and walls are made of the same type of wood, creating a homogeneous appearance.






The Kelo sauna has a rural look thanks to its magnificent beams made of centuries-old Kelo wood. Kelo is an old tree that has dried out and shed its bark. The outside of the wood turns grey and the inside is a reddish pine.

These trees stop growing in the cold north after about 400 years. After this, the wood undergoes a unique process that takes several decades. The resulting wood has a unique appearance and smell; this wood is ideally suited for making saunas.

The Kelo line is custom-made in our own factory.





SAUNA SAVANNAH LINE

FEATURES

- Wall heater
- LED lighting under bench and backrest
- Controls on the stove
- Back wall made of imitation stone
- Choice of 3 different colours of wall and bench finishes



OPTIONAL


- Freestanding round stove
- Finishing wall at the front of the sauna
- Glass colour transparent, bronze or grey smoked glass
- Hinges, floor clamp in chrome, stainless steel or matt black (p. 54)
- Handles (p. 55)
- Infrared radiators (p. 46)
- External sauna Deluxe controller (p. 40)

OPTIONAL WITH SAUNA DELUXE

- Saunsation® - combi heater with climate zones (p. 44)
- Bluetooth music incl. speaker
- Colour therapy (p.48)

ACCESSORIES & FRAGRANCES

- Sauna accessories (p. 50)
- Sauna fragrances (p. 52)





Savannah line - Aspen




SAUNA PRO LINE

FEATURES

Cleopatra's pro line saunas are robust versions of private saunas. The requirements for professional saunas are becoming increasingly stringent when it comes to energy consumption but also when safety is at stake. The pro line saunas are ideal for hotels, fitness clubs, public swimming pools and wellness centres.

OPTIONAL


- Infrared heaters
- Sauna oven incorporated behind the bench
- External sauna control with standby control
- Saunsation - combi heater with climate zones
- RGB LED colour illumination
- Finishing wall in front of sauna
- Glass colour transparent, bronze or grey smoked glass
- Hinges, floor clamp in chrome, stainless steel or matt black
- Payment terminal for session payments
- Safety railing and door switch
- Climate control
- Standby control
- Time clock (real time / weekly timer)



TYPES OF WOOD

As with the saunas for private use (Tanami, Club and Serano), the pro line can be equipped with different types of wood to create the right look and feel.

Pro line saunas are custom-made and can be used by several people at once. Extra attention has been given to the construction of the benches and the safe handling of the stove.







SAUNA DELUXE CONTROLLER

FEATURES

The Sauna Deluxe Control is not only an optically beautiful control, you can also set your desired sauna temperature with ease. In addition, this control can also be used for all kinds of options such as the Löyly tanning session, colour therapy, infrared, music and the Saunsation®. In short, with one service you control the whole sauna experience.

SETTINGS

- Temperature
- Pre-heater
- Start-up time
- Löyly session function (p. 42)
- Lighting
- Clock function

OPTIONAL

- Switching infrared radiators on/off and dimming in 2 zones (p. 46)
- Bluetooth music with speaker
- Saunsation - combi heater with climate zones (p. 44)
- RGB LED colour illumination (colour therapy p. 48)

ARTICLE INFORMATION

Sauna Deluxe Controller 8500 20 20



Tanami line Aspen - Grey wash



Sauna Deluxe Control panel



SAUNA LÖYLY SESSIONS

A FINNISH TRADITION

Löyly, aufguss or opgieten; different names for the same phenomenon: pouring water and fragrance onto the sauna oven.

At a temperature of +/- 85 °C, the sauna oven is switched off. As the sauna stones are warm and therefore emit radiant heat, this provides the opportunity for a wonderful soaking session. By casting up, you experience an immediate increase in humidity. The Finnish word Löyly translated means "Hot wind"; and that is exactly what you feel during the soaking session.

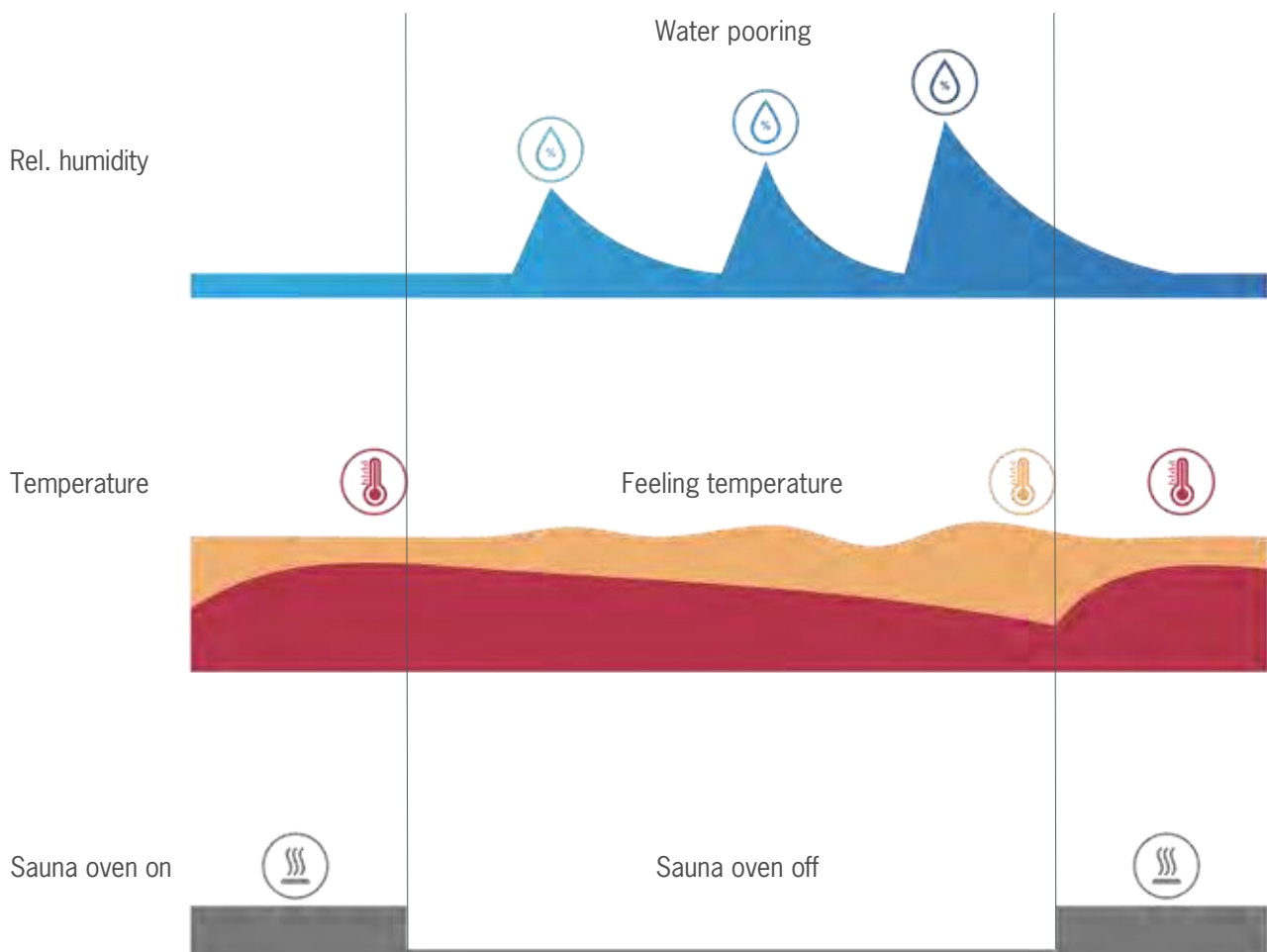
SAUNA DELUXE CONTROL PANEL

On the sauna Deluxe control, we have put this 'Löyly' experience as a preset on the display for you.

1. By activating the Löyly function, the sauna oven will start working until the set temperature is reached.
2. When the set temperature is reached, the sauna oven will switch off and then you can start the soaking session.
3. At around 75°C, the sauna oven will switch on again and the cycle will repeat itself again.

Depending on the amount of water poured, the sensation temperature in the sauna cabin varies.





SAUNSATION®

FEATURES

The Saunsation® is an ideal feature for the discerning sauna-goer. In addition to a traditional sauna, the display allows you to activate four other climate zones at the touch of a button. In short, you turn your sauna into a multifunctional cabin.

The Saunsation® settings work on the basis of a temperature and humidity sensor. The sauna oven for the Saunsation® has a section with a water tank in addition to the traditional oven with stones. By heating the water in the water tank, the humidity in the cabin is increased.

CLIMATE ZONES

- Classic sauna
- Hot air bath
- Tropical pool
- Aroma bath
- Soft steam bath

OPTIONAL WITH SAUNSATION®

- Bluetooth music
- RGB LED colour therapy
- Aromakelk for wonderful fragrances in the sauna room

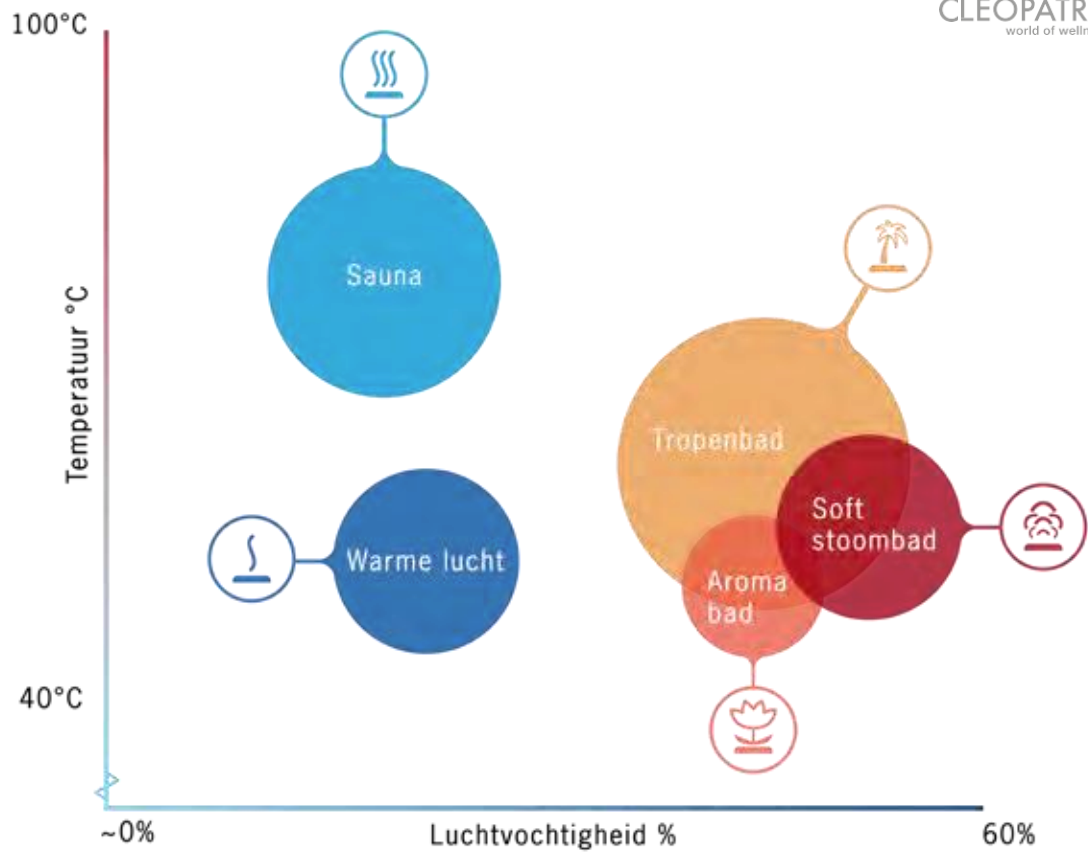
SAUNSATION® A BENEFIT FOR BODY AND MIND

With a regular bath, you exercise your cardiovascular system and effectively increase your resistance to cold symptoms. The positive effect of a sauna bath on the immune system has since been proven. Our skin, our largest organ, is purified and intensively cared for with nutrients and mineral salts.

ARTICLE INFORMATION

Saunsation 8500 20 30





Climate zones

	Temperature	Humidity
Sauna	70 - 100 °C	10%
Hot air bath	45 - 60 °C	10 - 20 %
Tropical bath	48 - 75 °C	20 - 50 %
Aroma bath	40 - 45 °C	40 - 55%
Soft steam bath	45 - 60 °C	40 - 55 %



Sauna Deluxe Control Panel



INFRARED RADIATORS

FEATURES

Infrared radiation is a component of light. It is all around us, only we can't see it. We can, however, feel it, namely as heat. Infrared makes sunlight on our skin feel like warmth. The emitters in an infrared sauna actually work in the same way. Regular use of your infrared cabin is absolutely safe. There is no restriction and you can use it as often as you want. Even if you want a quick, intensive infrared session a few times a week, a cabin with these so-called therapeutic Full Spectrum lamps is an excellent choice.

COMBINE WITH A SAUNA

An infrared cabin can also be combined with a sauna. The heaters work independently of the sauna heater. A great advantage of infrared heaters is that they immediately give off their full power; so you don't have to wait for the cabin to heat up.

OPERATING INFRARED EMITTERS

With multiple infrared emitters, it is possible to divide them into 2 zones. It is also possible to regulate the intensity of the emitters per zone. Dimming the emitters can be pleasant if you find the intensity too high or too low. The power of one radiant heater is 500 Watt.

ARTICLE INFORMATION

The Infra One sets are activated via One control:

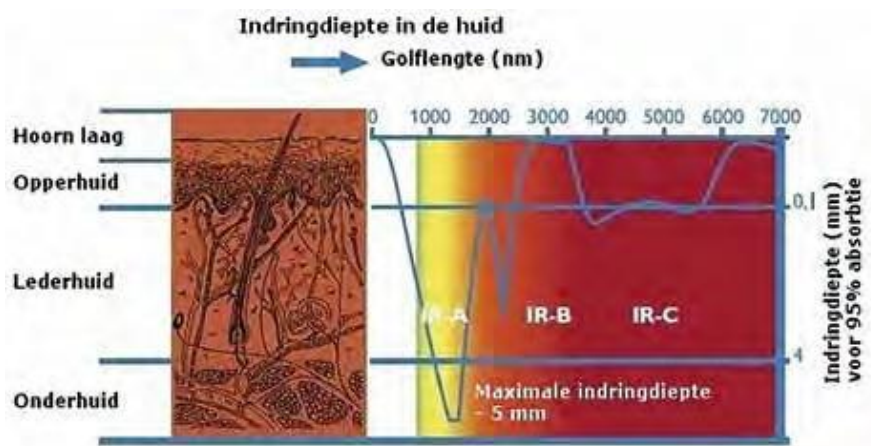
Infra One set	2 emitters	8500 10 10
Infra One set	4 emitters	8500 10 20
Infra One set	6 emitters	8500 10 30

The Infra Deluxe sets are activated via the Sauna Deluxe control:

Infra Deluxe set	2 emitters	8500 30 20
Infra Deluxe set	4 emitters	8500 30 40
Infra Deluxe set	6 emitters	8500 30 60



Infra One controller



INFRARED RADIATION PROPERTIES

Cleopatra's infrared radiators use both IR-A, IR-B and IR-C. These radiators are therefore also referred to as full-spectrum radiators. They consist of 27% short-wave radiation (IR-A), 58% medium-wave (IR-B) and 15% long-wave infrared radiation (IR-C). Due to the higher core temperature in the radiator, based on halogen technology, we speak of in-depth heat.

Full spectrum emitters are recognisable because the emitters glow red in colour (similar to the red lamp of yesteryear). To reduce the light to a pleasant amount, a specially manufactured ceramic glass called robax filter is used. This Robax filter promotes even distribution of infrared energy over the body.

Because a full spectrum cabin does not need to be warmed up beforehand and mainly gives off depth effect, it is mainly used by people with complaints and discomforts where depth heat is required. These include muscle and joint pains, such as rheumatism, osteoarthritis, arthritis and fibromyalgia.



COLOUR THERAPY

FEATURES

Colour therapy is also known as chromotherapy. It uses the healing energy of colours to balance the body, mind and spirit.


Setting the colour lighting is easy. You can choose one colour or automatically rotate the colours. There is also the option to dim the lighting or set it to white light mode.

MEANING OF THE COLOURS

- **Red** is a warm colour and represents love, but also courage, decisiveness and danger.
- **Orange** represents stimulation, richness and cheerfulness. In colour therapy, orange affects circulation and metabolism.
- **Yellow** is a sunny and cheerful colour. This energy point is about joy, energy, self-esteem, control and power to make your wishes come true.
- **Green** is the colour for peace, happiness, purity and harmony. In colour therapy, green is a healing colour and creates balance in the body.
- **Blue** represents security, creativity, reliability and tranquillity. It could have a positive effect on insomnia, stress and anxiety.
- **Purple** represents wealth, luxury, wisdom and spirituality. In colour therapy, this spiritual colour is the colour of self-respect, hope and dignity.

ARTICLE INFORMATION

Colour therapy RGB 8500 20 40





SAUNA ACCESSORIES

ONLINE OFFER

You will find the most up-to-date range of spoons, fragrances, footbaths, etc. online, here you can order the respective products directly.

When delivering your sauna, you can choose from the following sets:

Accessory set Wood (23315800)

- Bucket 5 litres
- Spoon 50 cm
- Birch branches 60 cm
- Eucalyptus fragrance 250 ml (concentrate)
- Scrub salt 300 grams
- Sauna honey 200 grams

Accessories Set Aluminium Black (23315820)

- Bucket 6.5 litres
- Spoon 46 cm
- Birch branches 60 cm
- Eucalyptus fragrance 250 ml (concentrate)
- Scrub salt 300 grams
- Sauna honey 200 grams

Accessory set Aluminium Grey (23315840)

- Bucket 6.5 litres
- Spoon 46 cm
- Birch branches 60 cm
- Eucalyptus fragrance 250 ml (concentrate)
- Scrub salt 300 grams
- Sauna honey 200 grams





Visit our website for the most
up-to-date offer:

www.cleopatra.nl



SAUNA FRAGRANCES

There are several ways to use fragrances in the sauna. You can dose the fragrances in the bucket and then pour them onto a hot sauna oven. Keep in mind that Cleopatra's fragrances are concentrated, so a small dosage is sufficient for a good fragrance development.

Another method of dosing is using a sauna cup; this cup is placed between the sauna stones. As the stones are heated, the fragrance evaporates.

Packs in 250 ml or 5 litres.



Sauna cup

SAUNA FRAGRANCES	CONTENTS	ARTICLE NUMBER
Eucalyptus	250 ml	2216 51 60
Lavender	250 ml	2216 51 70
Rosemary	250 ml	2216 51 80
Bergamot	250 ml	2216 51 90
Pine	250 ml	2216 51 95
Set with 5 different fragrances	5 x 250 ml	2216 51 98
Eucalyptus	5 litres	2216 52 00
Pine	5 litres	2216 52 10
Rosemary	5 litres	2216 52 20
Lavender	5 litres	2216 52 30
Sauna cup	Ø8cm x 10cm	2216 55 00



Lavender



Eucalyptus



Bergamot



Pine



Mint



Sauna cup



Rosemary




COLOURS HINGES & FLOOR CLAMP


The sauna hinges are available in 3 different colours, other colours are on request. The sauna glass will be fixed at the bottom by means of a floor clamp.

Available colours:

- Chrome
- Stainless steel
- Matt black



Chrome



Matt black



Stainless steel

DOOR HANDLES




The following handles are possible

- Glass door recess
- Vertical handle chrome - light wood
- Vertical handle chrome - dark wood
- Vertical handle stainless steel - light wood
- Vertical handle stainless steel - dark wood

The vertical handle has a length of 41 cm.




Chrome - dark wood




Glass door recess



Chrome - light wood



CHECKLIST FOR INSTALLATION



TECHNOLOGY ROOM

Keep in mind that the relay box and controls of the sauna and infrared cabin must always remain accessible. Place them in a technical room or, for example, behind a service hatch on top of the cabin.

FLOOR & DRAINING

A small recess is kept under the door of the sauna to draw in air. Do not place a drain in a sauna room; the heat will dry up the drain. Make sure the floor is level; an uneven floor will result in dimensional deviations.

NECESSARY TECHNICAL FACILITIES

The technical facilities vary from sauna to sauna and infrared cabin. At the time of quotation/order, all required facilities are specified.

ELECTRONIC

Sauna heater power calculation: cabin length x width x height x 1.25.

For a sauna heater up to 3.6 kW, a 230V connection is sufficient. From 4.5 kW upwards, 400V or 2 x 230V is required. Depending on the chosen heater and lighting, it must be determined whether the lighting is controlled by the sauna heater or whether a second power supply is required for the lighting. An isolating switch must always be present. We will be happy to advise you on this.

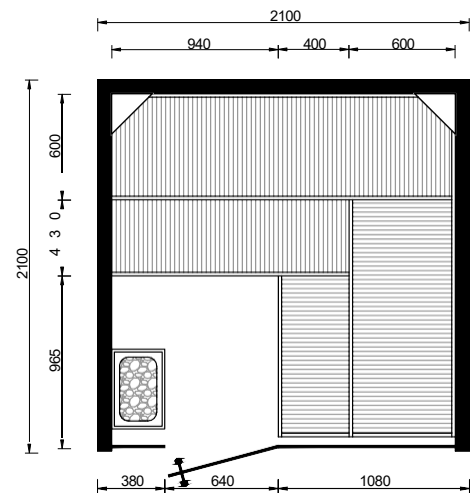
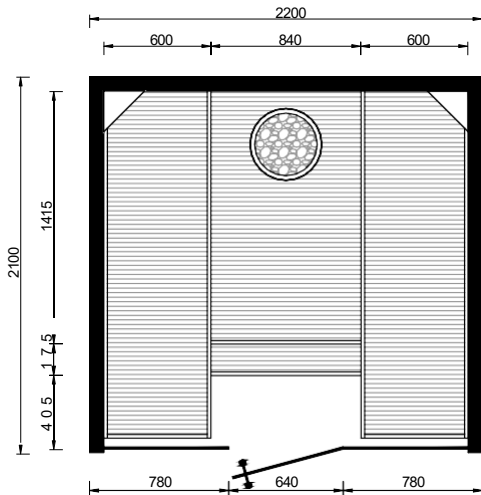
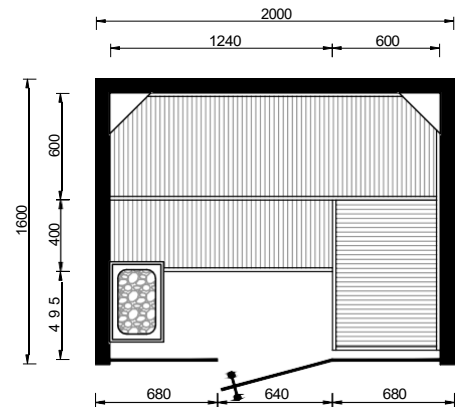
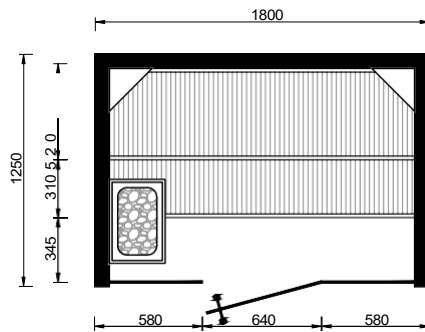
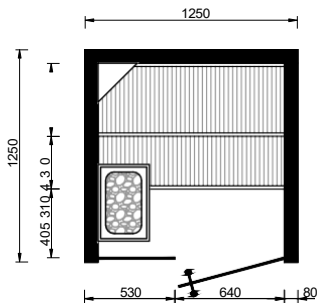
HYGIENE & MAINTENANCE

Using a towel will prevent drops of sweat from falling onto your benches. To preserve your stove: with regular private use, replace your sauna stones every few years, don't stuff them in the stove and don't put a pile high up on the stove.

GUARANTEE

In normal private use 2 years on the cabin excluding glass door/windows and lamps. Sauna heater and electronics 2 years except the heating elements, as their lifespan is highly dependent on how the heater is handled.

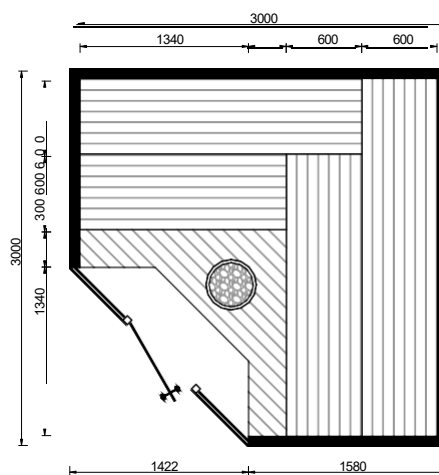
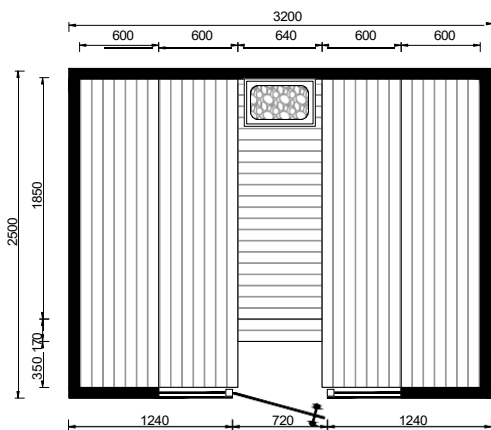
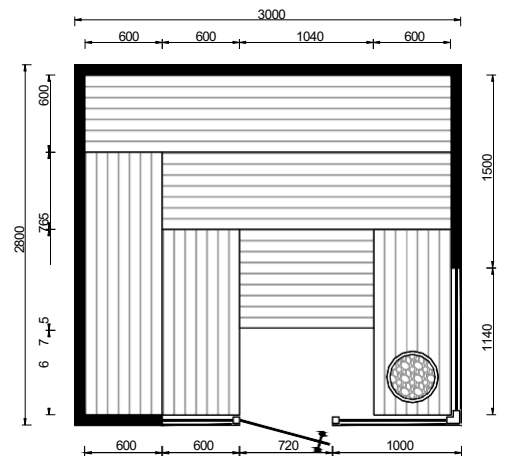
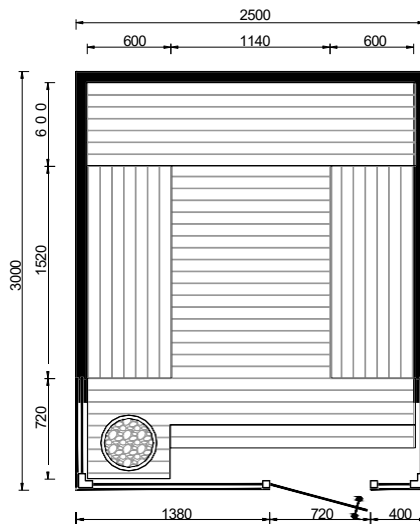
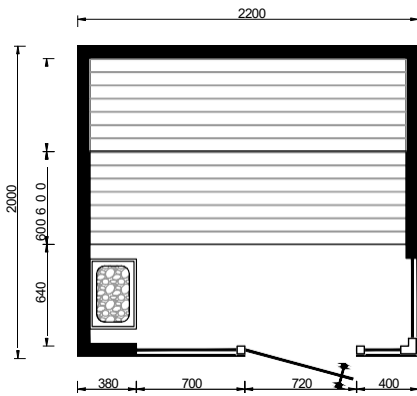
SAUNA DIMENSIONS



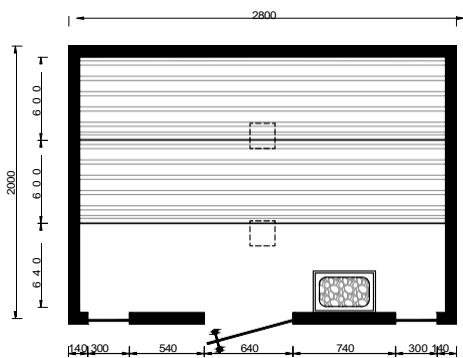
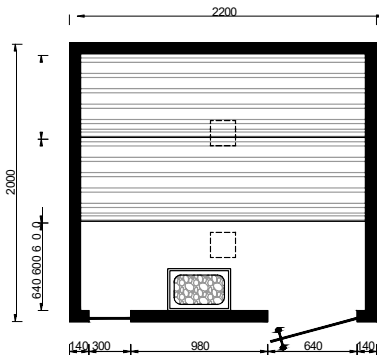
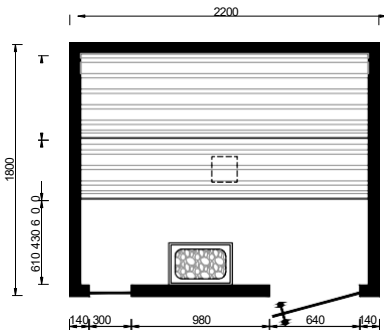
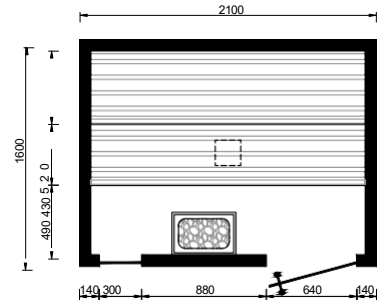
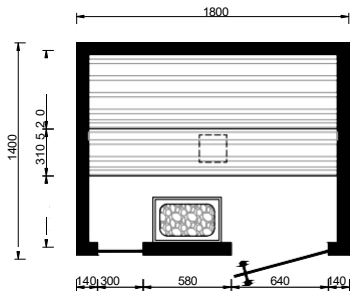
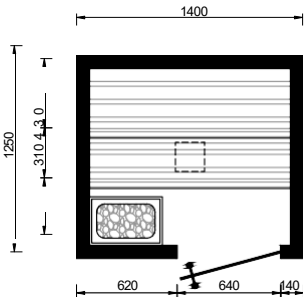
Unique and customised
Visit our configurator and discover the
possibilities: www.cleopatra.nl

BESPOKE WORK

Cleopatra saunas are not tied to specific dimensions and are custom-made on request and insight. The dimension drawings serve as support and inspiration in finding the possible dimensions.



SAUNA DIMENSIONS




BESPOKE

Cleopatra saunas are not tied to specific dimensions and are custom-made according to your wishes and insights. The dimension drawings serve as support and inspiration in finding the possible dimensions.

Unique and customised

Visit our configurator and discover the possibilities: www.cleopatra.nl



INFRARED CONCEPT

Luxury infrared cabins for comfortable enjoyment and made of high-quality materials. Besides a number of standard dimensions, we at Cleopatra also manufacture custom-made cabins in our own factory. Supplemented with an Infra Deluxe control, RGB colour lighting, multiple radiators and bluetooth music solution, you can enjoy and relax optimally.

If you have requirements for professional use, with standby control, for example, we can also meet your needs; inquire about the possibilities.

Infrared radiant heat is a part of light. It is all around us, only we cannot see it. We can, however, feel it, namely as heat.

Infrared makes sunlight on our skin feel like warmth. The emitters in an infrared cabin actually work in the same way.

Regular use of your infrared cabin is absolutely safe. There is no restriction and you can use it as often as you like. Even if you wish to undergo a quick, intensive infrared session a few times a week, a cabin with these so-called therapeutic Full Spectrum lamps is an excellent choice.

Whether it is an infrared cabin for the home or an infrared cabin in the professional environment; together we will list your requirements and work out the optimal solution for you.



INFRARED CABIN MODEL 100

Beautiful user-friendly 1-person infrared cabin. Thanks to its compact size, this infrared cabin can be placed in almost any room; in a bedroom, sports room, etc.

CABIN DESIGN

Cleo-IR model 100 version Aspen	8400 1100
Cleo-IR model 100 version Aspen HT	8400 1150

STANDARD VERSION

- Infrared radiators (dimnable): 2 pieces (back and calves) - 2 x 500W
- IR One control
- RGB colour illumination (incl. automatic colour change)
- Aluminium door frame and frame in anthracite

OPTIONAL

• IR Deluxe control	8400 4100
• Seat cushion	8400 4110
• Bluetooth music module incl. speaker	8100 5090
• Additional radiators (2 pieces) - 2 x 500W	8400 4120

DIMENSIONS

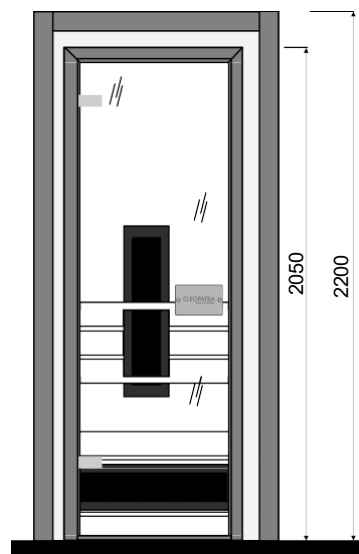
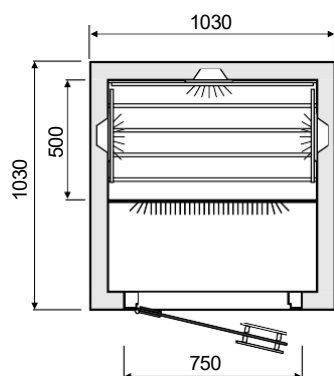
1030 x 1030 mm



Aspen



Aspen HT





INFRARED CABIN MODEL 200

Beautiful user-friendly 2-person infrared cabin. Thanks to its compact size, this infrared cabin can be placed in almost any room; in a bedroom, sports room, etc.

CABIN DESIGN

Cleo-IR model 200 version Aspen	8400 1200
Cleo-IR model 200 version Aspen HT	8400 1250

STANDARD VERSION

- Infrared radiators (dimmable): 4 pieces (back and calves) - 4 x 500W
- IR One control
- RGB colour illumination (incl. automatic colour change)
- Aluminium door frame and frame in anthracite

OPTIONAL

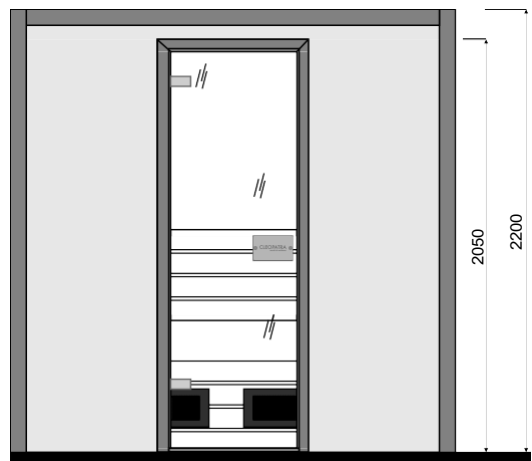
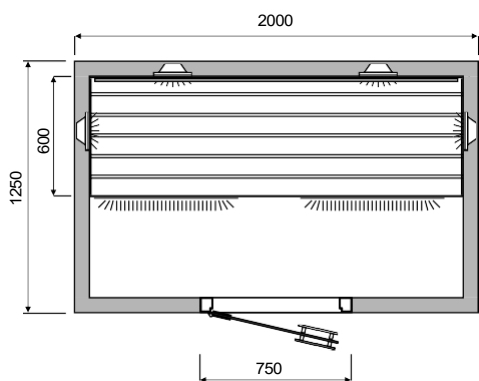
- | | |
|--|-----------|
| • IR Deluxe control | 8400 4100 |
| • Seat cushion | 8400 4110 |
| • Bluetooth music module incl. speaker | 8100 5090 |
| • Additional radiators (2 pieces) - 2 x 500W | 8400 4120 |
| • Window | |

DIMENSIONS

2000 x 1250 mm



Aspen HT





INFRARED CABIN MODEL 140C

Beautiful user-friendly 2-person infrared cabin. Thanks to its compact size, this infrared cabin can be placed in almost any room; in a bedroom, sports room, etc.

CABIN DESIGN

Cleo-IR model 140 H version Aspen	8400 1300
Cleo-IR model 140 H version Aspen HT	8400 1350

STANDARD VERSION

- Infrared radiators (dimmable): 4 pieces (back and calves) - 4 x 500W
- IR One control
- RGB colour illumination (incl. automatic colour change)
- Aluminium door frame and frame in anthracite

OPTIONAL

- | | |
|--|-----------|
| • IR Deluxe control | 8400 4100 |
| • Seat cushion | 8400 4110 |
| • Bluetooth music module incl. speaker | 8100 5090 |
| • Additional radiators (2 pieces) - 2 x 500W | 8400 4120 |

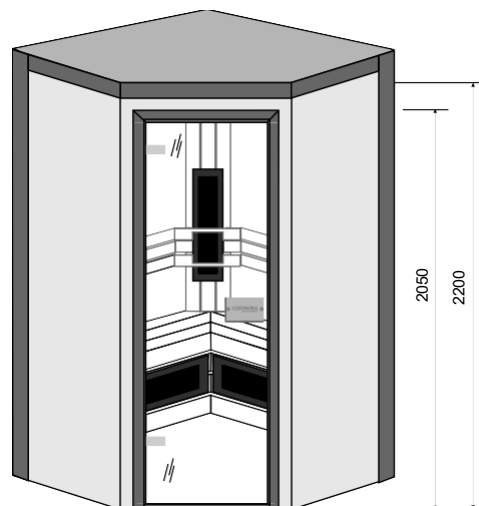
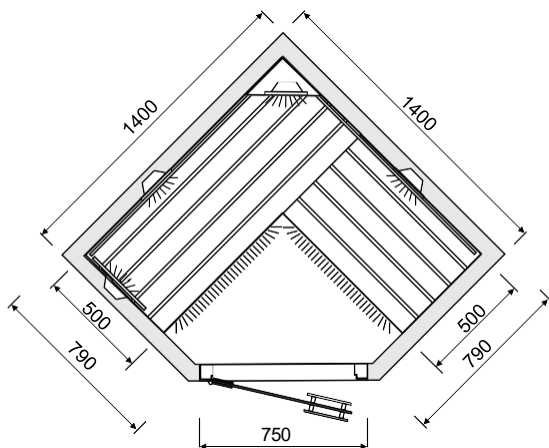
DIMENSIONS

1400 x 1400 mm





Aspen HT





INFRARED CABIN MADE-TO-MEASURE

Do you have special wishes and/or dimensions that are not in the standard range? Then it is possible to have a custom-made cabin made.

AVAILABLE VERSIONS AND OPTIONS

- Interior in aspen, aspen HT or aspen HT dark
- Infrared radiators (dimnable)
- IR One control
- IR Deluxe control
- RGB colour illumination (incl. automatic colour change)
- Aluminium door frame and/or window
- Full glass front (as pictured)
- Seat cushion
- Bluetooth music module incl. speaker

ELECTRICAL CONNECTION

- Infrared radiators per radiator 230V - 500W



Aspen



Aspen HT



INFRARED RADIATORS

FEATURES

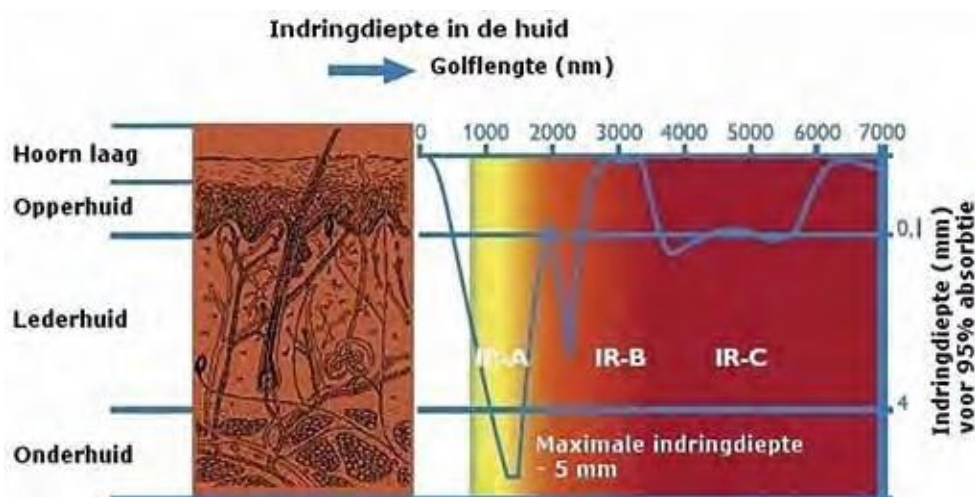
Infrared radiation is a part of light. It is all around us, only we cannot see it. We can, however, feel it, namely as heat. Infrared makes sunlight on our skin feel like warmth. The emitters in an infrared sauna actually work in the same way. Regular use of your infrared cabin is absolutely safe. There is no restriction and you can use it as often as you want. Even if you wish to undergo a quick, intensive infrared session a few times a week, a cabin with these so-called therapeutic Full Spectrum lamps is an excellent choice.

COMBINE WITH THE SAUNA

An infrared cabin can also be combined with a sauna. The heaters work independently of the sauna heater. A great advantage of infrared heaters is that they immediately give off their full power; so you don't have to wait for the cabin to heat up.

OPERATE INFRARED HEATERS

With multiple infrared emitters, it is possible to divide them into 2 zones. It is also possible to regulate the intensity of the emitters per zone. Dimming the emitters can be pleasant if you find the intensity too high or too low. The power of one radiant heater is 500 Watt.



INFRARED RADIATION

Infrared radiation penetrates the top layer of skin without heating it. The effect is depth heat, which is absorbed by the body. Blood circulation increases, the skin circulates better. Blood vessels in the underlying fat tissue absorb the in-depth heat, widen and in this way ensure better blood flow to the fat tissue. Fatty acids stored in the fat cells are dissolved and disappear from the body via the lymphatic system.

In short, all kinds of waste products leave the body. The heart rate increases slightly, creating a passive fitness workout. Similar to warming up, this can prevent sports injuries.

BENEFITS OF INFRARED

- Fast and effective local or overall slimming through enormous energy consumption of the body.
- Significantly improves fitness by making many body functions more active. Increases vitality.
- A greatly improved metabolism.
- Increases connective tissue elasticity and immediate improvement of blood flow, which can reduce symptoms in tired or heavy legs.
- Strengthening the immune system.
- Relief for many rheumatic and joint complaints.
- Fighting cellulite.
- Waste disposal.
- Fighting fatigue, stress, headaches and sleep disorders.
- Healthier complexion.
- A natural muscle-building effect through muscular exercise and rejuvenation of the figure.
- Relaxes and relaxes muscles.
- Injury recovery and wound healing for sprains, arthritis and muscle pain.

USE OF THE INFRARED CABIN

Regular use of your infrared cabin is absolutely safe. There is no restriction and you can use it as often as you want. Usual sessions are 20 to 30 minutes. It is important to listen to your body. If you are uncomfortable with the heat, we recommend that you consult a GP.



IR-A, IR-B AND IR-C RADIATION

The three types of emitters each have their own wavelength. These are expressed in micrometres (μm). Within the infrared part of the spectrum, another distinction exists in:

- Short-wave infrared (IR-A): 0.78 - 1.40 μm
- Mid-wave infrared (IR-B): 1.40 - 3.00 μm
- Long-wave infrared (IR-C): 3.00 - 1000 μm

*Short-wave emitters are detectable by eye

Cleopatra's infrared radiators use both IR-A, IR-B and IR-C. These emitters are therefore also referred to as full-spectrum emitters. In fact, they exist for:

- 27% from short-wave radiation (IR-A)
- 58% from medium wave (IR-B)
- 15% from long-wave infrared radiation (IR-C).

Due to the higher core temperature in the radiator, based on halogen technology, we talk about depth heat. The penetration depth in the skin with this infrared radiator is 4 to 5 mm.

FULL-SPECTRUM EMITTERS

Full spectrum emitters are recognisable because the emitters glow red in colour (similar to the red lamp of yesteryear). To reduce the light to a pleasant amount, a specially manufactured ceramic glass called robax filter is used. This Robax filter promotes even distribution of infrared energy over the body.

Because a full spectrum cabin does not need to be warmed up beforehand and mainly gives off depth effect, it is mainly used by people with complaints and discomforts where depth heat is required. Think of muscle and joint pains, such as rheumatism, osteoarthritis, arthritis and fibromyalgia. Also, when one wishes to undergo a quick, intensive infrared session several times a week, a full spectrum cabin is an excellent choice.

INFRARED AS A THERAPY

To understand the therapeutic effects of an infrared cabin, it is important to know exactly what infrared radiation is and does:

- Long- and medium-wave radiation increases blood circulation, which improves the skin's circulation.
- Radiators with short-wave capabilities (IR-A radiation) penetrate the skin layers without heating the skin. The effect is depth heat, which is absorbed by the body. This radiation is known as the most therapeutic infrared radiation. The infrared radiation, and thus the heat, penetrates deep into the skin.

IR- A RADIANT - short wave

Short-wave radiation, also known as IR-A radiation, is known as the most therapeutic infrared radiation. It heats the body, not the cabin. The infrared radiation, and thus the heat, penetrates deep into the skin. This radiation relieves rheumatic pains and muscle aches. There is no need to preheat the cabin. As the heat is absorbed directly by the body, the cabin door does not have to remain closed.

IR- B RADIANT - medium wave

IR- B radiation is medium-wave infrared radiation. This radiation also penetrates directly into the upper skin layers, but less deeply than IR- A radiation. The depth-heating effect as with IR- A radiation remains absent.

IR-C RADIANT - long wave

IR- C radiation is used to heat the air in the cabin. The humidity drops due to the high temperature in the cabin. The upper skin layer is heated in this way and the radiation does not penetrate the body. With IR- C infrared radiation, you will sweat the most due to the high temperature in the cabin. It is necessary to use the cabin to heat up. For best performance, it is recommended to keep the door closed during use.



INFRARED SPECIFICATIONS

Make your infrared cabin complete with various options.

- Glass window
- Additional emitters
- Colour therapy
- Bench cushion
- Bluetooth module with speaker
- IR ONE control or IR Deluxe control



Infrared cabin with window and sofa cushion



IR Deluxe control



Speaker



IR ONE control




PROFESSIONAL INFRARED APPLICATIONS

Cleopatra also has good solutions for professional infrared applications. For paying customers, it is possible to work with payment terminals - paying with a pass. The infrared systems are also suitable for working with a push button with LED indication.

OPTIONAL

- Additional emitters
- Standby control
- Timer function
- Zone control
- Payment modules





Cleopatra offers the perfect wellness experience for individual spaces. Smart solutions for a range of unforgettable moments of personal well-being and relaxation.

If you want more information about Cleopatra, visit our website www.cleopatra.nl or contact the Cleopatra branch or partner in your country.

Cleopatra B.V. - Oostzijde 295 - 1508 EN Zaandam - The Netherlands
Tel. +31 (0)75 6478200 - info@cleopatra.nl - www.cleopatra.nl